




Part No.	OEM No.	Length	Center Hole	Type	Design	Width	Steel Thick.
----------	---------	--------	-------------	------	--------	-------	--------------




BLACK & DECKER

	UEB120	82-010 82-01D	6-3/8	1/2	NS	SC	1-1/2	.090
Fits U-176 # 8214								
	UEB121	82-024	7-5/8	.452	NS	SC	1-1/2	.090
Fits model 8224								
	UEB122	82-20 82-24	8-5/16	1/2	NS	SC	1-1/2	.120



BUNTON (GOODALL)

	UEB113	G-746	10	1/2	NS	SC	1-1/2	.120
--	---------------	-------	-----------	-----	----	----	-------	------

COOPER

	40-107	EO-2	9	3/8x5/8	NS	SC	2	.090
	UEB302	-	8-1/2	3/8x5/8	NS	RE3T	2-1/2	.090
	UEB310	ED-2	9-1/4	3/8x5/8	NS	RE3T	2-1/2	.090

ECHO

	UEB141	720237-001 69601552631	8	1	NS	SC	2	.120
Fits model PE2201 & 3100, Also fits Shindaiwa # 72950-92110								
	40-147	696015-53630	8	1	NS	SC	2	.187

GREEN MACHINE

	UEB140	237001	8	1	NS	SC	2	.090
Also fits Red Max # 6367-15110								

Part No.	OEM No.	Length	Center Hole	Type	Design	Width	Steel Thick.
----------	---------	--------	-------------	------	--------	-------	--------------

HOMELITE



Fits PS3000 stick edgers

UEB962	DO4359	9	1	NS	SC	2	.090
--------	--------	---	---	----	----	---	------

JACOBSEN



UEB803	-	9	1/2	NS	8 tooth round		.090
--------	---	---	-----	----	---------------	--	------

5/16 outside hole, 3-1/4 c-c



40-804	-	9	5/8	NS	8 tooth round		.090
--------	---	---	-----	----	---------------	--	------

5/8 outside holes, 3-1/4" c-c

40-807	**	9	1/2		8 tooth round		.090
--------	----	---	-----	--	---------------	--	------

5/16 outside holes, 3-1/4 c-c

JOHN DEERE



Fits # 2 & # 3 edgers

UEB50212	M47147	9	1/2	S/2	SC	2	.149
----------	--------	---	-----	-----	----	---	------

K & S and TRIM-ALL



Left hand cut

UEB901	E-167/1269	9-1/8	3/8- D	S2	SC	1-1/2	.120
--------	------------	-------	--------	----	----	-------	------

KING-O-LAWN




*7/16" square & 1/2" round center hole


40-110	1097	9-1/4	SR*	NS	SC	2	.090
--------	------	-------	-----	----	----	---	------


Part No.	OEM No.	Length	Center Hole	Type	Design	Width	Steel Thick.
----------	---------	--------	-------------	------	--------	-------	--------------

LAWN BOY

	UEB904	603687	9	1/2	S4	SC	2-1/4	.149
---	---------------	--------	----------	-----	----	----	-------	------

LITTLE WONDER

	UEB409	-	10	1/2	S4	AB	2	.120
--	---------------	---	-----------	-----	----	----	---	------


	UEB15	-	10	1/2	S2	AB	2	.120
--	--------------	---	-----------	-----	----	----	---	------

McCULLOCH

	UEB963	301272	7-3/4	1	NS	SC	2	.120
---	---------------	--------	--------------	---	----	----	---	------

McLANE


	UEB113	-	10	1/2	NS	SC	1-1/2	.120
--	---------------	---	-----------	-----	----	----	-------	------

	UEB50212	2059HD	9	1/2	S/2	SC	2	.149
---	-----------------	--------	----------	-----	-----	----	---	------


MARUYAMA

	UEB141	69601552631	8	1	NS	SC	2	.120
---	---------------	-------------	----------	---	----	----	---	------

MTD

	UEB315	9954	9	1/2	NS	RE3T	2-1/2	.090
---	---------------	------	----------	-----	----	------	-------	------

Fits 500-600 series




	40-316	7810080	9	5/8	NS	RE3T	2-1/2	.090
---	---------------	---------	----------	-----	----	------	-------	------

	40-908	742-0554	9-5/32	.390	NS	SC	1-1/2	.090
--	---------------	----------	---------------	------	----	----	-------	------




Also replaces Air Cap # 250-537

Part No.	OEM No.	Length	Center Hole	Type	Design	Width	Steel Thick.
----------	---------	--------	-------------	------	--------	-------	--------------


PARAMOUNT (WEED EATER)

	UEB972	534205301	6-3/16	N/A	NS	1-1/2	.090
For model E75 and others							
	UEB350	534205300	7-5/8	N/A	NS SC	1-1/2	.090
Models 980-01, 990-00, 1250, 9080E, 9125, E12SBT, E150BT, SE150							
	UEB321	1226	8-1/2	.552	NS RE2T	2-3/8	.090
Fits 700, 700X, 700W							

POWER TRIM

	40-130	-	9	1/2	NS SC	2	.090
Fits Model 100 Series							
	40-131	-	10	1/2	NS SC	2	.090
Fits Models 200 & 300 Series							
	40-132	-	12	1/2	NS SC	2	.090
Golf course application							




RYOBI

	40-143	613223	7-3/4	1	NS SC	2	.149
Fits model LE720R, heavy duty							


DESIGNS		TYPES
AB Angle Beveled Edge	FT Flat Type	NS Not Sharpened
AC Angle Cut Edge	RE2T Rounded Edges, 2 teeth	S2 Sharpened, 2 sides
AC3T Angle Cut, 3 teeth	RE3T Rounded Edges, 3 teeth	S4 Sharpened, 4 sides
AC4T Angle Cut, 4 teeth	SC Straight Cut Edge	S8 Sharpened, 8 sides

Part No.	OEM No.	Length	Center Hole	Type	Design	Width	Steel Thick.
----------	---------	--------	-------------	------	--------	-------	--------------

SEARS

	UEB321	8571 85720 85715	8-1/2	.552	NS	RE2T	2-3/8	.090
	UEB11	8871	9	1/2	S2	SC	2	.090
Refer to Western Tool								
	UEB973	85713	7-1/8	9/16-D	S4	SC	1-1/2	.090
Fits model #79535, Left hand cut								



TANAKA

	UEB50312	435-33110200	10	1/2	S/2	SC	2	.149
Fits 550 edger								


TRAIL MATE

	UEB322		9-1/4	5/8	NS	RE3T	2-1/2	.090
---	---------------	--	--------------	-----	----	------	-------	------

WEEDEATER

	UEB973	701557	7-1/8	9/16-D	S4	SC	1-1/2	.090
Fits models 4000 & 4500, Left hand cut, Also refer to Sears								
	UEB114	701647	8-5/8	9/16-D	S4	SC	1-1/2	.120
Fits model GE21								

WESTERN TOOL

	UEB11	20562	9	1/2	S2	SC	2	.090
---	--------------	-------	----------	-----	----	----	---	------