

PROFESSIONAL SAW CHAIN FILES



- Pferd Brand – precision made in Switzerland
- Double carbide chisel cut for maximum file life
- Manufactured of tough chrome alloy steel

PART NO.	SIZE
CF532	5/32" x 8"
CF316	3/16" x 8"
CF1364	13/64" x 8"
CF732	7/32" x 8"

All files are sold in boxes of (12) per size

FILE HANDLES



PART NO. FH200

- High quality, high impact plastic file handle has a specially designed screw-on collar to hold all size files. Collar has unique "ears" for correct filing angle of 30° or 35°. Files cannot work loose – easy on, easy off with a short twist. Lightweight, sure grip.

PART NO. FWH10

- High quality wooden file handle
Sold in packages of (10)

PART NO. FWH100

- High quality wooden file handle
Sold in packages of (100)

PRECISION FILING GUIDE



PART NO. FH100

- Versatile for fast, professional sharpening
- Accommodates 6" and 8" files
- Adjusts to flat and triangular depth gauge files

BENCH MOUNTED RIVET SPINNER



• MADE IN USA

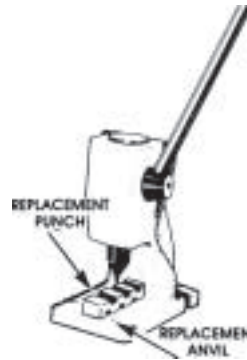
PART NO. RS343

- A high quality shop tool for repairing all saw chains from 1/4" thru 3/4" pitch
- Sturdy, cast iron constructed, bench mounted rivet spinner for fast, accurate chain repairing. Precision aligned to give factory look to rivet heads. Rivet spinning is made effortless because our tool is equipped with thrust and needle bearings. Steel threaded bushing is installed on tension handle side for long life.
- Comes complete with A anvils and both tension handles.

REPLACEMENT PARTS

PART NO.	DESCRIPTION
RS346	Replacement anvil "A" for .354"-3/8" std., .404 chains
RS347	Replacement tension handle "C" for 1/4"-.325", 3/8" low profile chains

BENCH MOUNTED SAW CHAIN BREAKER



PART NO. CB457

- Sturdy, cast iron, bench-mounted chain breaker for easily pressing out saw chain rivets. Furnished with single 6-channel heat treated electro-plated anvil for 1/4"-3/8" low pro; .325"-3/8"; .354/.404", 7/16" and 12" pitch chains. A necessary tool for every chain saw repair shop.
- Comes complete with anvil and punch
- MADE IN USA

REPLACEMENT PARTS

PART NO.	DESCRIPTION
CB459	Replacement punch

CHAIN ADJUSTERS



PART NO. VM981

- With bolt. For 600 series chain saws.
- Replaces: McCulloch #102115, #91982, #110590

PART NO. VH981

- With bolt. For XL, XL2, Super 2, 240 and 245 chain saws.
- Replaces: Homelite #A00440, #69254-1A, #110590

PART NO. VM982

- With bolt. For Mini Mac 100 and 300 series chain saws.
- Replaces: McCulloch #84929, #90658, #68656

NUTS



PART NO. 04006

- Bar stud nut. M6.3 x 1 for Mini Mac 300 chain saw
- Replaces: McCulloch #120029

PART NO. 04007

- Bar stud nut. 1/4-28 for Mini Mac 600 chain saw.
- Replaces: McCulloch #110676

CLUTCH FOR STIHL



PART NO. CS201

- Fits models FS81, FS86 and FS88
- Replaces Stihl #4126-160-2001
- 2" O.D.
- Includes shoulder bolts and washers

CYLINDER / PISTON ASSEMBLIES
Complete with Piston, Rings, Pins and Clips



PART NO. CP239
• Fits Dolmar 123 & 309PC



PART NO. CP215
• Replaces
Stihl #1118-020-1202
Fits Stihl 28S



PART NO. CP129
• Fits Homelite
Super XL Auto & XL12



PART NO. CP249
• Fits Stihl 034 & 036



PART NO. CP149
• Fits Poulan XXV
Fits model with CD
ignition only



PART NO. CP121
• Fits Stihl 051 & TS510



PART NO. CP119
• Replaces
Stihl #1108-020-1220
Fits Stihl 08S & TS350



PART NO. CP226
• Replaces Stihl
#4201-020-1200
Fits Stihl TS360AVSE

CHAIN TENSIONERS



Part#	Brand	Fits Model
CT110	Echo	302 & 315
CT111	Echo	451, 452, 601 602, 701, 702
CT112	Echo	CS60S
CT113	Husqvarna	65, 77, 180, 280, 380
CT172	Husqvarna	61, 162, 266
CT141	McCulloch	Mac 6
CT152	Stihl	028, 038
CT155	Stihl	030, 031AV, 041AV, 042AV, 045AV, 048, 056
CT157	Stihl	08S, 050, 051AV, 075AV

AV MOUNTS

Part#	OEM	Fits Model
AV134	Stihl #1118-790-9930	028
AV135	Stihl #1121-790-9911	024, 026
AV136	Stihl #1121-790-9906 #1121-790-9909	024, 026

Upper Left Mount
• 1 per unit – #AV134



Bottom Front Mount
• 2 per unit – #AV135



Lower Right Mount
• 1 per unit – #AV136



**CRANKSHAFT
for Stihl**



PART NO. CS116

• Replaces Stihl #1108-030-0402
Fits models 08S, TS08, TS350,
TS360

**PISTON ASSEMBLIES
for Stihl**



PART NO. PA384

• Fits Stihl 028

PART NO. PA496

• Fits Stihl 034

MUFFLERS



PART NO. M153

• Replaces Stihl #1121-140-0600
#1122-145-0800
Fits model 064



PART NO. M148

• Replaces Stihl #1118-140-0601
Fits model 028, 028S



PART NO. M139

• Replaces Stihl #1119-140-0600
Fits model 038, 038S



PART NO. M171

• Replaces Stihl #4201-149-0601
Fits model TS350



PART NO. M140

• Replaces Homelite
#A59052-A, A-68748
Fits models XL12, Super SXL-
12, SXL-A0, SL-15, XL-400,
XL-500

STARTER PULLEYS
for Stihl



PART NO. SP190

• Replaces Stihl #1118-190-1000
Fits model 028



PART NO. SP201

• Replaces Stihl #1125-195-0400
Fits model 034



PART NO. SP202

• Replaces Stihl #1122-195-0400
Fits model 064, 08S and newer



PART NO. SP146

• Replaces Stihl #1107-190-1000
Fits model 08S - old F.M. type



PART NO. SP166

• Replaces Stihl #1117-190-1010
Fits model 038, 08S - older, 041,
042, 045, 048, 051, 056, 075



PART NO. SP244

• Replaces Stihl #1124-195-0401
Fits model TS360AVSE



SEE THE YELLOW PAGES FOR A COMPLETE SELECTION OF COMMERCIAL PARTS!



CARLTON®

SAW CHAIN™

- Refer to your Carlton catalog for other types and reel sizes
– Ask your GM salesperson for your copy
- Packaged Loops available – Refer to Carlton catalog
- Authorized Distributor for Northern N.J., Long Island, & Southeast Connecticut

PART NO.	REEL SIZE	PITCH	GAUGE	CHAIN DESCRIPTION
A1EP-25R	25'	3/8	050	Semi-chisel cutter
A1EPBL-25R	25'	3/8	050	Semi-chisel cutter Lo-Kickback
A2EP-25R	25'	3/8	058	Semi-chisel cutter
A2EPBL-25R	25'	3/8	058	Semi-chisel cutter Lo-Kickback
A1L-25R	25'	3/8	050	Magna chisel cutter
A1LBL-25R	25'	3/8	050	Magna chisel cutter Lo-Kickback
A2L-25R	25'	3/8	058	Magna chisel cutter
A2LBL-25R	25'	3/8	058	Magna chisel cutter Lo-Kickback
K1C-25R	25'	.325	050	Semi-chisel cutter
K1CBL-25R	25'	.325	050	Semi-chisel cutter Lo-Kickback
K2C-25R	25'	.325	058	Semi-chisel cutter
K2CBL-25R	25'	.325	058	Semi-chisel cutter Lo-Kickback


PART NO.	REEL SIZE	PITCH	GAUGE	CHAIN DESCRIPTION
K3C-25R	25'	.325	063	Semi-chisel cutter
K3CBL-25R	25'	.325	063	Semi-chisel cutter Lo-Kickback
K1L-25R	25'	.325	050	Magna chisel cutter
K1LBL-25R	25'	.325	050	Magna chisel cutter Lo-Kickback
K2L-25R	25'	.325	058	Magna chisel cutter
K2LBL-25R	25'	.325	058	Magna chisel cutter Lo-Kickback
K3L-25R	25'	.325	063	Magna chisel cutter
K3LBL-25R	25'	.325	063	Magna chisel cutter Lo-Kickback
N1CBL100R	25'	lo-pro	–	Replaces Oregon #91SG
N1CBL25R	25'	3/8"	–	Replaces Oregon #91SG
N1C-25R	100'	lo-pro	050	Semi-chisel cutter
N1C-100R	100'	lo-pro	050	Semi-chisel cutter

CHAMPION SERIES ACCESSORIES – BARS




Pro-Champ

- Professional replaceable sprocket nose with induction hardened rails, ground grooves, and tempered nose bearings.



Bush-Champ

- Tough Stellite #12 tipped solid nose bar with induction hardened rails and precision ground grooves.



Forest-Champ

- Same features as the Carlton Pro-Champ and available in popular smaller mounts for extra heavy duty applications.



Timber-Champ

- Logger proven laminate featuring induction hardened rails and stress relieved for integral strength. Competitively priced for a variety of applications.

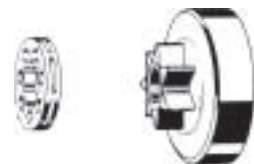


Hobby-Champ

- Don't be fooled by the name "Hobby." Built with the same features as our Timber-Champ and available in smaller consumer mounts.

Champion Series Sprockets

Carlton Inter-Lock Spur Sprockets are "cold punched" which eliminates the need to braze the spur to the drum. This avoids the problems of heat treating distortion resulting from the brazing process. Carlton precision Replacement Sprocket Rims are designed to fit all popular drum and spline systems.



A word about drive sprockets:

A worn or broken drive sprocket can cause any new chain to stretch or fail. Chain stretch, wear and breakage are all dramatically reduced when drive sprockets are replaced regularly. Remember that it's not how *old* a sprocket is but rather how *worn* it is that matters. More than six out of ten saws in the field need new sprockets!

**SAW CHAIN
CONVERSION CHART**

Carlton	Pitch	Gauge	Homelite	McCulloch	Oregon	Sabre	Stihl	Windsor
A1EP	3/8	.050	38M50	PM370GX	72DP, DG	880	33RM1	50A
A2EP	3/8	.058	38M58	PM378GX	73DP, DG	888	35RM1	58A
A3EP	3/8	.063		PM373GX	75DP, DG	883	36M1	63A
A1EP-BL	3/8	.050	38ME50	PMR370GLX	72SG	880S	33RM2	50AG
A2EP-BL	3/8	.058	38ME58	PMR378GLX	73SG	888S	35RM2	58AG
A3EP-BL	3/8	.063		PMR373GLX	75SG	883S	36RM2	63AG
A1EP-SKIP	3/8	.050			72AP			
A2EP-SKIP	3/8	.058						
A3EP-SKIP	3/8	.063						
A1L	3/8	.050		SPR370GX	72LP, LG	980	33RS1	50AL
A2L	3/8	.058		SPR378GX	73LP, LG	988	35RS1	58AL
A3L	3/8	.063		SPR373GX	75LP, LG	983	36RS1	63AL
A1L-BL	3/8	.050			76SL	980S		50ALG
A2L-BL	3/8	.058			77SL	988S		58ALG
A3L-BL	3/8	.063			78SL	983S		63ALG
A1L-SKIP	3/8	.050	38LE50		72JP, JG		33RSF	50ALX
A2L-SKIP	3/8	.058			73JP, JG			58ALX
A3L-SKIP	3/8	.063			75JP, JG			63ALX
A1L-SK-SQ	3/8	.050			72AJ, CJ		33RSLF	
A3L-SK-SQ	3/8	.063			75AJ, CJ		36RSLF	
B2EP	.404	.058	40M58	SM408	26	858	45RC1	58B
B3EP	.404	.063	40M63	SM403	27	863	46RM1	63B
B2L	.404	.058		SPR408	51LP			
B3L	.404	.063	40L63	SPR403	52LP		46RSL	
B2L-SKIP	.404	.058						
B3L-SKIP	.404	.063						
B2LM	.404	.058			58LG			
B3LM	.404	.063			59LG			
B3LM-SKIP	.404	.058						
B3LM-SKIP	.404	.063			59JG			
B2LM-SK-SB	.404	.058			51AJ			
B3LM-SK-SB	.404	.063			52AJ, 59CJ		46RSLF	
B3S	.404	.063		PM403	59AC		3812	
B3HR	.404	.063		PM403R	27R	757	3895	
B3H, B3M	.404	.063		PM403H	16H		3860	63BH
K1C	.325	.050	32M50		20BP	520	23TM	50J
K2C	.325	.058	32M58		21BP	528	25TM	58J
K3C	.325	.063			22BP	563	36TM	63J
K1C-BL	.325	.050	32ME50	PMG320GLX		520S	23TM1	50JG
K2C-BL	.325	.058	32ME58	PMG328GLX		528S	25TM1	58JG
K3C-BL	.325	.063	32ME63	PMG323GLX		563S	26TM1	63JG
K1L	.325	.050	32L50		20LP	920	23TS	50JL
K2L	.325	.058	32L58		21LP	928	25TS	58JL
K3L	.325	.063	32L63		22LP	963	26TS	63JL
K1L-BL	.325	.050	32LE50	SPG320GLX	33SL	920S		50JLG
K2L-BL	.325	.058	32LE58	SPG328GLX	34SL	928S	25RS1	58JLG
K3L-BL	.325	.063		SPG323GLX	35SL	963S	26RS1	63JLG
N1C	3/8	.050			91S	350	63PM	
N1C-BL	3/8	.050	37ME50	MP370GLX	91SG	350S	63PM1	50RG
G7S	3/4	.122			11BC			

**SPARE PARTS for CARLTON SAW
CHAIN**

• Refer to Carlton catalog for complete information

Sold in packages of (25)

PART NO.	DESCRIPTION
43003	Tie strap for all A series chain
43012	Preset tie strap for A1 and A2 series chain
43024	Right hand guard link for all A series Lo-Kickback
43025	Left hand guard link for all A series Lo-Kickback
43000	Tie strap for all K series chain
43008	Preset tie strap for K1 and K2 series chain

PART NO.	DESCRIPTION
43009	Preset tie strap for K3 series chain
43020	Right hand guard link for all K series Lo-Kickback
43021	Left hand guard link for all K series Lo-Kickback
43002	Tie strap for all N series chain
43011	Preset tie strap for N1 series chain
43022	Right hand guard link for all N series Lo-Kickback
43023	Left hand guard link for all N series Lo-Kickback