



























## PADDLES & SCRAPER BARS

Part #	Replaces OEM #	Application	
<b>SB10164</b>	<b>Ariens # 10164</b>	Scraper bar for 24" snowthrowers Steel material	
<b>SB10387</b> <b>SB22107</b> <b>SB32067</b> <b>SB32081</b>	<b>Ariens # 10387</b> <b>Ariens # 22107</b> <b>Ariens # 32067</b> <b>Ariens # 32081</b>	Scraper bar for 32" snowthrowers Scraper bar for 20" snowthrowers Scraper bar for 20" snowthrowers Scraper bar for 24" snowthrowers	
<b>SBS11</b>	<b>Gilson # 207527</b> <b>Gilson # 207141</b> <b>Lawn Boy # 700371</b> <b>Lawn Boy # 700504</b>	Paddle set Fits models 55190, 55185, 55131, 55203, 55312 Rectangle: 1-1/2" x 7-1/2", 3 mtg. holes on 2-7/8" centers Crescents: 2" x 9-3/8", Use with # 73-012 scraper bar	
<b>SBS5</b>	<b>Gilson # 201879</b> <b>Lawn Boy # 700321</b> <b>Lawn Boy # 610191</b>	Scraper bar Fits Snowcannon model Length: 20", 3 mtg. holes on 9-11/16" centers Mounting holes are slotted - .220 x .365 Use with our # 73-009 paddle	
<b>SBS12</b>	<b>Honda # 72521-730-003</b>	Paddle set Complete set, contains 8 pieces Rectangles: 1-7/8" X 4-3/4" Crescents: 9-1/4" x 3-1/2"	
<b>SBS31</b>	<b>John Deere # M94511</b> <b>Noma # 302418</b>	Scraper bar Fits model TRS21 Length: 20-15/16" 4 mtg. holes on 6-3/4" centers, mtg. hole ID: 5/16" Use with our paddle set # 73-021	
<b>SBS13</b>	<b>Jacobsen # 518884</b> <b>John Deere # PT2261</b>	Paddle Fits Snowburst models Fits John Deere Model 320 18" L x 2-7/16" W Use with our # 73-008 scraper bar	
<b>SBS6</b>	<b>Jacobsen # 991296</b> <b>Jacobsen # 990385</b> <b>John Deere # PT2254</b> <b>Simplicity # 1714519</b>	Scraper bar Fits Snowburst models, John Deere model 320 19" L x 2" W Also fits Cub Cadet and White snowthrowers Use with our #73-010 paddle	
<b>SBS30</b>	<b>MTD # 731-1033</b>	Fits models 191, 174, 180, 181, 196 Snowthrowers made since 1988 Length: 19-7/8" 4 mtg. holes on 6" centers, Slotted holes - 1/4" x 1" Use with our # 73-016 paddle	
<b>SBS16</b>	<b>MTD # 731-0782</b> <b>MTD # 731-0781</b> <b>MTD # 731-0780</b>	Paddle set, 6 pieces Fits 21" Snow Wolf Rectangles: 1-1/2" x 3-3/8" - 2 mtg. holes on 2" centers Crescents: 1-1/2" x 11-1/4" Use with our # 73-017 scraper bar	




## PADDLES & SCRAPER BARS continued

Part #	Replaces OEM #	Application	
<b>SBS971</b>	<b>MTD # 05000</b>	Wear bar, steel material 26" snowthrower Length: 25-1/2" 5 mtg. holes on 5" centers 3/8" hex mtg. holes	
<b>SBS1</b>	<b>Snapper # 6-0631</b>	Paddle set Fits model 3200 & 3201 Rectangles: 3-1/2" x 1-9/16" Crescents: 11-1/2" x 1-9/16", 6 mtg. holes on 2-1/2" centers Use with our # 73-013 scraper bar	
<b>SBS7</b>	<b>Snapper # 1-8764</b> <b>Snapper # 1-8637</b>	Scraper bar Fits model 3200 & 3201 19-3/8" L x 2" W Use with our # 73-001 paddle set	
<b>SBS2</b>	<b>Toro # 23-3730</b>	Paddle Fits models S200 & S620 17-11/16" x 2-3/4" Use with our # 73-014 scraper bar	
<b>SBS8</b>	<b>Toro # 23-3170</b>	Scraper bar fits models S200 & S620 19-5/8" L x 1-3/4" W Use with our # 73-003 paddle	
<b>SBS15</b>	<b>Toro # 55-9251</b>	Paddle fits CCR2000 Snowthrowers Length: 22", Width: 3" 8 mtg. holes on 3-1/8" centers Use with our # 73-018 scraper bar	
<b>SBS23</b>	<b>Toro # 55-8760</b>	Fits CCR2000 snowthrower Length: 18-7/8" 3 mtg. holes on 8-1/2" centers, .290 mtg. holes Use with our # 73-015 paddle	
<b>SBS24</b>	<b>Toro # 71-5390</b>	Fits CCR1000 snowthrower Length: 19-1/2" 3 mtg. holes on 8-1/8" centers Slotted mtg. holes - 1/4" x 3/8" Use with our # 73-023 paddle set	
<b>SBS18</b>	<b>Toro # 54-9921</b>	Paddle fits CCR1000 snowthrower Length: 21-1/2", Width: 3" 8 mtg. holes on 3-1/16" centers - 7/16" mtg. holes Use with our # 73-019 scraper	
<b>SBS21</b>	<b>Toro # 75-8780</b>	Scraper bar fits Power Lite snowthrower 15-3/8" L x 2-1/8" W (3) 1/4" mounting holes	
<b>SBS19</b>	<b>Toro # 84-1980</b>	Paddle Fits Power Lite Snowthrower	

## SKIDS

Part #	Replaces OEM #	Application	
<b>SBS981</b>	<b>Universal</b>	Fits White models ST800, 850, 950 and 1050. Also fits many Toro, MTD, Deere, Noma, Murray and Snapper. Eccentric washers allow mounting to a variety of mounting dimensions, Mtg. width: Min 2"/Max 3", 3/8" bolt holes	
<b>SBS20</b>	<b>MTD # 5002</b> <b>Ariens # 10165</b>	Use on 1988 and 1989 20" & 26" snowthrowers, models 225 & 590 7/16" x 2" slots, 3" C to C spacing Will also fit Toro large frame snowblowers For MTD use with our # 73-024 wear bar	
<b>SBS17</b>	<b>MTD # 784-5038B</b>	For all 2-stage snowthrowers, 36", 40" & 45" Fits Snowlite models Length: 10-1/4", Width: 3-1/2" 5 slots on 1-1/2" centers 7/16" x 2-1/2" slots	
<b>SBS991</b>	<b>MTD # 784-5580</b>	For 2-stage snowthrowers 2-1/8" slots on 2-3/4" centers	
<b>SBS972</b>	<b>Snapper # 37982</b>	For all 2 stage models 5" wide x 2-1/2" tall 5/16" x 1-5/8" slots, 3" c-c spacing	

## DRIVE DISCS

Part #	Replaces OEM #	Application	
<b>DD67</b>	<b>Ariens # 3003</b> <b>Gilson # 32222</b> <b>Jacobsen # 158458</b> <b>Snapper # 1-0765</b>	Large frame snowthrowers OD: 6", ID: 5 3/8" Fits John Deere # 828D & 1032 D snowthrowers	
<b>DD97</b>	<b>Noma # 53830</b> <b>Ariens # 22013</b> <b>John Deere # AM123355</b>	Fits 20, 23 & 25 snowthrowers OD: 4.4" Fits John Deere 524D & 826D snowthrowers	
<b>DD95</b>	<b>MTD # 0508A</b>	Friction wheel - 6" OD Fits models 500, 510, 520 & 600	

### BELT FOR TORO

### PART NO. 340J6


• Replaces Toro #55-9300  
Fits CCR2000 Snowthrower  
Ribbed, Kevlar




## SHEAR BOLTS

Part #	Replaces OEM #	Length	Thread	Application
<b>SP21</b>	<b>Ariens # 510015</b> <b>Snapper # 1-3865</b> <b>John Deere # AM122156</b>	2"	5/16-18	Fits popular Ariens models
<b>SP22</b>	<b>Ariens # 510016</b> <b>Jacobsen # 342449</b>	1-5/8"	1/4-20	
<b>SP23</b>	<b>Ariens # 532005</b> <b>John Deere # AM123342</b>	1-7/16"	1/4-20	Fits compact snowthrowers
<b>SP24</b>	<b>MTD # 710-0890</b>	1-1/2"	5/16-18	
<b>SP25</b>	<b>MTD # 710-0891</b>	1-3/4"	5/16-18	


  




Part # SP21




Part # SP22



Part # SP23

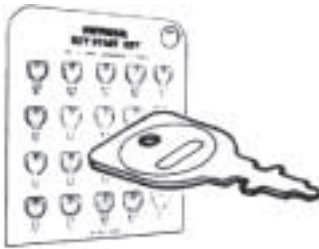


Part # SP24



Part # SP25

### UNIVERSAL 'KEY-START' KEY



#### PART NO. K5600CD

- Replaces the popular "INDAK" key that fits 95% of all rotary lawnmowers and riders including: Snapper, Toro, Bolens, Jacobsen, Ariens and others. Used in most mowers with the key-start feature.
  - Fits MTD #725-0201, Murray #20729
- Display card of (20)*

### "MITTEN GRIP" STARTER HANDLE



#### PART NO. SBH100

- For Tecumseh and others
- Large size
- Replaces Tecumseh #590574
- Fits any rope start engine where mitten grip is helpful

## TIRE CHAINS

### For Snow Hog Tires

#### PART NO. SC7

- Size: 410/350-6

#### PART NO. SC8

- Size: 480/400-8

#### PART NO. SC9

- Size: 13/500-6
- Fits Toro 14 x 500 x 6

#### PART NO. SC10

- Size: 16/650-8



*Part numbers are all 2 link spacing  
All tire chains are sold in pairs only*

PART NO.	DESCRIPTION
SC10275	10 x 2.75
SC1668	16 x 650-8
SC1868	18 x 650-8
SC1888	18 x 850-8
SC1898	18 x 950-8
SC1356	13 x 500-6
SC23812	23 x 850-12
SC231012	23 x 1050-12
SC20810	20 x 800-10
SC201010	20 x 1000-10
SC261212	26 x 1200-12
SC434	410/350-4
SC436	410/350-6
SC448	480/400-8
SC546	530/450-6
SC558	570/500-8
SC6	6-12